

“REDUCE, REUSE AND RECYCLE WITH PINE VILLAGE PRESCHOOL: ”
PRESCHOOLERS AND PARENTS WORKING TOGETHER TO ENJOY *AND* SAVE OUR PLANET.



Presented by:



PLAY THE VIDEO TO LEARN ABOUT REUSE, REDUCE AND RECYCLE!

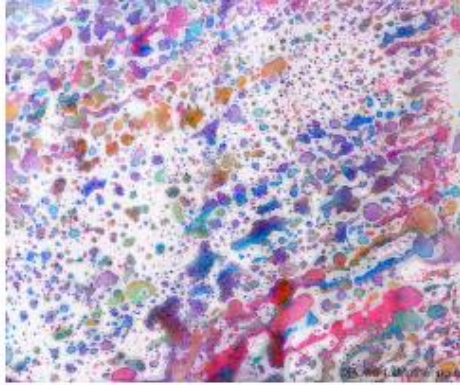


Pollution Awareness



LET'S DO SOME ACTIVITIES
THAT WILL HELP US LEARN
MORE ABOUT POLLUTION

Oil Painting



Process

Mix up some food coloring with cooking oil in a few cups. Use gel coloring or candy coloring. Liquid watercolors do not mix well. Use a tray and add a thin layer of water to cover the bottom. Next use your eye dropper to drop the colorful oil in various patterns on top of the water. Place the paper gently on top of the surface. The oils will now be absorbed into the paper along with the colors. Remove the paper and let it settle on a surface to dry out.

Materials

- Cooking oil
- Plastic cups
- Gel food coloring
- Eye dropper
- Water
- Tray (or cookie sheet)
- Cardstock

Mente Atenta/ Mindfulness

- Talk about how oil pollutes our oceans
- Talk about my responsibility as a citizen

Water Pollution Sensory



Mente Atenta/ Mindfulness

Help children see how pollution effects the environment. Talk about how they think the fish would feel if they lived in water that is polluted.

Process

It's a sensory experience for students to be able to see what it's like to play in the water with litter. Then the next day I fill the sensory table with "clean" water (water with blue liquid watercolor) so students could compare the two. If you have time, make a comparison chart about clean water and polluted water.

Materials

- Washed food wrappers
- clean plastic cups
- straws
- paper towels
- plastic silverware
- water "polluted" using brown and yellow liquid watercolor
- Plastic fishes

Water, Land and Air Pollution Experiment



Mente Atenta/ Mindfulness

Ask "I wonder" questions to lead them into some discoveries. "I wonder how the animals feel now. I wonder if they like that. What will happen to them if the pollution stays on them? Can we take the pollution off with our hands? Is it easy to remove from the water?" These questions lead them to the conclusion that pollution is bad for the animals and hard to remove

Process

Simulate **air pollution** with a fake candle. talk about where the smoke goes and how it would affect the earth if it was dangerous pollution.

Simulate **Land Pollution** just fill a large container with dirt and some garbage. Mainly wrappers and plastics. Then, include a large pair of tongs, a shovel, and a garbage pail. Children could then dig in the dirt and use the tongs to throw away all the trash.

For water pollution use a big container of water, some sea animals, rocks, and some cooking oil. Place a few tablespoons of cooking oil into the water to simulate water pollution. Then place the rocks and animals into the water. Children can use a sand sifter to scoop them out of the water

Materials

- Fake candle. Large container
- Garbage. Tongs
- Shovel
- Big container of water,
- Sea animals, Rocks,
- Cooking oil



In Pine Village we learn about our earth and the animals that get affected by Pollution!



**Polar Bear,
Polar Bear,
what do
you hear?**

(a story by Bill Martin Jr & Eric Carle)

Lets listen to a story now about Polar Bear in Spanish!



Filmaker Pro

NOW LETS PRACTICE THE BREATHING TECHNIQUES THAT WE USE HERE AT PINE VILLAGE.
THESE TECHNIQUES HELP US WITH OUR EMOTIONS AND IF WE ARE AWARE OF OURSELVES, WE WILL ALSO BE AWARE OF
OUR SURROUNDINGS!



Reuse, Reduce and Recycle



REDUCE

LET'S DO SOME ACTIVITIES
THAT CAN HELP US LEARN
MORE ABOUT THE THREE R'S

ZERO-SORT® RECYCLING

Sort **ONLY** the Zero-Sort recyclables listed below into your recycling bin

CARDBOARD/PAPER



Flattened Cardboard
Drywall, sheetrock



Paper
Drywall, sheetrock, paper, cardboard



Just Mail, Periodicals, & Office Paper
Paper, film, cardboard, & labels

PLASTIC



Plastic Milk, Soap, Tubs, & Lids
Plastic, film, cardboard, & labels



Aluminum & Steel Cans
Plastic, film, cardboard, & labels



Glass Bottles & Jars
Plastic, film, cardboard, & labels

METAL

GLASS

REMEMBER TO RECYCLE BETTER!

- Recycle 100% of what you buy
- At least once a week
- Don't let your bin overflow
- Don't let your bin overflow



For more information, visit www.pinevillagepreschool.com or call 800-234-2344

NOT ACCEPTED

DO YOUR PART TO RECYCLE BETTER!
THE ITEMS LISTED BELOW **DO NOT** BELONG
IN YOUR RECYCLING BIN



PLASTIC BAGS



HARD HAT/HELMETS



PAINT/TITLES



VACUUMS



SEAT HEAD/FOOT



APPLIANCES



METAL BARS



HAMMERS/TOOLS



POWER TOOLS



FIRE EXTINGUISHERS



BOXES OF TISSUES



PAPER ROLLS



PROPANE TANKS



SEAT HEAD/FOOT



ROLLS OF HEAVY GLASS

Items you can recycle



www.pinevillagepreschool.com

GENERAL RECYCLING TIPS

- **Empty and clean:** Recyclables must be empty and clean, so... Take that last sip! Enjoy that last bite!
- **Keep it loose:** Do not bag it
- **Shape matters:** Small and narrow items slip through the cracks in our sorting equipment and cannot be recovered. They should go in the trash. Caps are OK if you twist them back onto the container.
- **When in doubt, throw it out!**
- **Don't forget to reduce and reuse!**



Music Wall Concert



Mente Atenta/ Mindfulness

Learning about how using items from our home and buying less can help the earth

Process

Bring all the items on a table and have the children select the ones that are going to make noises. After the selection you can hang them on a fence or a peg board and create "el muro de los sonidos" (the wall of sounds)

Materials

- Kitchen utensils, pots, old musical instruments, cans, etc

Newspaper Dancing



Mente Atenta/ Mindfulness

- Paying attention to our surroundings.
- Mindful listening to the music

Process

Start with a section of the paper, unfolding it and laying it flat. This will be your "dance floor". Children then could dance in their space. Next, we stepped off the newspaper and folded it in half and stepped on again. After a while, children had to move in very creative ways to stay on the newspaper.

Materials

- Newspaper
- Music

Neighborhood clean up counting and graphing



Mente Atenta/ Mindfulness

- *Talk about ways the importance of cleaning our neighborhood*

Process

Graph count how many trash items do you find on the ground around your neighborhood

For this activity, grown ups need to browse the area for dangerous items before the children go out.

Materials

- Gloves
- Bucket or trash bag
- Template [here](#)

Newspaper Snow Ball Fun



Mente Atenta/ Mindfulness

- *Reusing material that will be trash and making it into a fun game for the children*

Process

Have the children help you scrunch newspaper into ball shapes. Use a strip of masking tape around each ball to keep it secure. For added fun set up a couple of barricades for the kids to hide behind. You can cover a box or a structure with a dollar tree shower curtain or table cloth or the cover of the sensory bin table.

Materials

- Newspaper
- Table clothes
- Tape

Recycled Puzzle



Process

Cut the main side of the box and make 5 to 6 pieces (depending on the age of the child). Tape a shape that fits the puzzle and have the children make the puzzle.

Materials

- Cereal boxes,
- Cracker boxes, etc
- Tape

Mente Atenta/ Mindfulness

- Making our own toys and reduce buying new toys
- Focusing on the puzzle to solve it.

THINGS THAT YOU CAN DO AT YOUR HOME.

WE CAN DO IT!



Water your yard and outdoor plants early or late in the day to reduce evaporation.



Use a shut-off nozzle on your hose.

Use plants that require less water.



Mulch around plants to hold water in the soil.



Get an Energy Star labeled washing machine.

Use a low flow showerhead.



Wash only full loads.



Take shorter showers — five minutes or less is best.

Turn off the water while soaping hands and brushing teeth.



Turn off sink faucet while scrubbing dishes and pots.



Install new toilets that use less than 1.6 gallons per flush.



Put faucet aerators on sink faucets.

Use a broom, not a hose, to clean driveways and walkways.



OTHER THINGS YOU CAN DO AT HOME...

Families can bring a trash free lunch for school. They can use refillable water bottles and reusable utensils and bags.



Walk, use public transportation or bike to school at least once a week.



Organize a meeting with your kids and help them make a list of ways they can help save water :

- Keep showers to 5 minutes (a shower timer is handy).
- When washing hands, turn off water when lathering hands with soap.
- Turn off water while brushing teeth.



Build a recycle center at home



...MORE THINGS YOU CAN DO AT HOME

Plant a Tree: Trees help the earth with oxygen



Donate clothes that you no longer use



Reuse and buy less new things




Visit a recycling Center



AND NOW BOOKS ABOUT THE EARTH AND RECYCLING



We Are All Connected/ Todos Estamos Conectados Caring for each other & the earth by Gabi Garcia



Yo Soy La Tierra: Un Libro del Día de la Tierra para Niños (Spanish Edition) by Jen Green



¿Por qué debo ahorrar energía? (Por Que Debo / Why Should I) (Spanish Edition) by Jen Green



¿Por qué debo reciclar? (Por Que Debo) (Spanish Edition) by Jen Green



¿Por qué debo ahorrar agua? (Por Que Debo) (Spanish Edition) by Jen Green



Las tres erres; reutilizar, reducir, reciclar: The Three R's: Reuse, Reduce, Recycle (Spanish Edition)

SPANISH VOCABULARY FOR REUSE, REDUCE AND RECYCLE

Contamination - **Contaminación**

Recycling - **Reciclar**

Waste - **Residuo**

Electricity - **Electricidad**

Bag - **La Bolsa**

Bottle - **La Botella**

Box - **La caja**

Cardboard - **El cartón**

Recycling Center - **El centro de Reciclaje**

Can - **La lata**

Newspaper - **Periodico**

Paper - **Papel**


Do you actually know what
everyday items are
recyclable?

Test your recycling
knowledge to learn how well
your everyday actions are
conserving natural
resources and protecting
the planet.

LETS PLAY

RECYCLE JEOPARDY!

FOLLOW THIS LINK



Yo Tengo, Quien tiene!

NOW, click this [Link](#) to play with us “I have, Who has”



Donation Game!



DO YOU KNOW WHEN EARTH DAY IS?



SO LETS TAKE CARE OF OUR PLANET TODAY!

We are Ensuring a Future For Our Children!



RESOURCES

To learn more about Recycling facts click [HERE](#)

To visit a Recycle Center go to Re-Stream, 124 Prospect Street, Waltham, MA and “The Beautiful Stuff” in Somerville

To learn more about Pine Village Preschool click [HERE](#)



www.pinevillagepreschool.com